








ACCOMMODATION SCHEDULE		
CORBRIDGE	2033SF	5
TUNSTALL	1798SF	3
5 BED DETACHED		8
DIDBROOK	1742SF	2
HAMILTON	1283SF	3
HANBURY	1235SF	1
4 BED DETACHED		6
SITE TOTAL		14
GL02 - LARGE DOUBLE GARAGE		
G02 - STANDARD DOUBLE GARAGE		
GL01 - LARGE SINGLE GARAGE		

- LEGEND**
-  INDICATES EXISTING TREES TO BE RETAINED
 -  INDICATES EXISTING TREES TO BE REMOVED
 -  INDICATES NEW PROPOSED LANDSCAPING - SEE SEPARATE LAYOUT FOR DETAILS
 -  DENOTES 1.8m HIGH SCREEN FENCING
 -  DENOTES 1.8m GREEN SCREEN

REVISIONS

JOB
 PROPOSED RESIDENTIAL DEVELOPMENT
 BABYLON LANE
 ADLINGTON
 DRAWING
 PLANNING LAYOUT

DATE: 21.08.2012 DRAWN: SJS SCALE: 1:500

©THIS DRAWING AND THE BUILDING WORKS DEPICTED ARE THE COPYRIGHT OF J.S.BLOOR (MILMSLOW) LIMITED AND MAY NOT BE REPRODUCED OR AMENDED EXCEPT BY WRITTEN PERMISSION. NO LIABILITY WILL BE ACCEPTED FOR AMENDMENTS MADE BY OTHER PERSONS.

BLOOR HOMES[®]

BLOOR HOMES NORTH WEST

A DIVISION OF BLOOR HOMES LTD,
 UNITS 2-4 WHITESIDE, STATION ROAD,
 HOLMES CHAPEL, CHESHIRE, CW4 8AA.
 TELEPHONE 01477 536550 FACSIMILE 01477 536551

DRAWING No: BL/A_PL01

BABYLON LANE, ADLINGTON